

# Badge Blueprints

## Democracy Badge


Junior-Ambassador | Grades 4-12

Earning badges is a great way for Girl Scouts to explore their interests and learn new skills. Badge Blueprints takes volunteers and Girl Scouts step-by-step through all the requirements to earn the badge. This resource covers badges for Girl Scout Juniors through Ambassadors.

Each month, the Emerson Resource Center will offer a new lineup of Badge Blueprints. For this month, check out these badges centered around Democracy! After completing all required steps, make sure to check out the Girl Scouts of Eastern Missouri Shop to purchase the grade-level specific Democracy Badge.

**Note to Adult:** This Badge Blueprint is intended for use by the Girl Scout adult leading the activity. The tone and information provided helps the adult speak to the Girl Scouts who are participating in this Badge Blueprint.





# Democracy for Juniors

Junior | Grades 4-5

**Purpose:** When completed, I will know about how government works in my city to the country.

---

## Step 1: Visit Your Local Government

Arrange a visit with friends and adults to your **City Hall**. Before your visit, identify the **Public Information Officer** or another staff member to talk with about what happens there. Prepare a list of questions, like:

- What service does our city provide?
- How are city leaders chosen?
- What is the biggest challenge facing our community?

## Step 2: Discover State Government

Plan a **field trip to your state capitol building** or register for **Girl Scout Day at the Capitol** (see *Inspire Discovery* for more details) to see how state government works in action. During your visit, notice how state leaders work together to make laws and serve the people.

## Step 3: Be a Lawmaker


Choose a topic that interest you and imagine it becoming a new law—for example, requiring bike helmets or protecting local parks. Write a short **draft bill** explaining what your law would do and why it matters. Share your bill with a group to get feedback and learn which parts of government would need to approve it to make it official.

## Step 4: President's Trivia Night

Plan a **President's Trivia Game Night**! Make a list of U.S. Presidents you'd like to know more about. Research five fun facts about each—like favorite foods, pets, sports, or hobbies. Host a trivia game with friends or family and award prizes for each round!

## Step 5: When the Law is Broken

Find out what happens when someone breaks a law. Which **branch of government**—executive, legislative, or judicial—handles the situation? Learn how laws are enforced and how courts decide what happens next.



# Democracy for Cadettes

Cadette | Grades 6-8

**Purpose:** This badge will teach me new things about the United States government—how the various parts and branches work together to make a difference.

---

## Step 1: Who Does What in Local Government?

Invite an **adult expert in local government**—such as a city council member, mayor, or election official—to speak with you and your friends. Ask the expert to explain:

- The **different jobs** in local government.
- Which positions are **elected** and which are **appointed**.
- What it means for how decisions are made.

Talk together about how these roles affect your community and the importance of citizen involvement.

## Step 2: What Issues Get Approved?

With the help of your expert or another knowledgeable adult:

- Research a **recent election or ballot issue** in your community.
- Learn what the issue was about and why it mattered.
- Find out how many people voted, whether the issue passed, and what happened as a result.

Discuss why voting matters and how even local elections can make a big difference in people's lives.

## Step 3: Who and How Many?

Invite your expert to return (or connect virtually) to explore **how many women serve in government** at the local and state levels.

- How many elected officials in your area are women?
- Has this changed compared to previous years?
- What could help more women be elected to leadership roles, including Congress?

Talk about leadership qualities and why representation in government matters.

## Step 4: Fun Facts About Presidents

Host a **President's Trivia Night**!

- Create a list of fun or surprising facts about U.S. Presidents—past and present.
- Organize a trivia contest with your friends or family.
- Award small prizes for the top three winners.

You can include categories like “Presidential Pets,” “Historic Firsts,” or “Memorable Speeches.” Have fun learning quirky and inspiring stories about past presidents!

## Step 5: Investigate a Case That Turned Into a Law

The **Supreme Court** sometimes makes decisions that change or clarify laws in the United States.

- Research one or two **important Supreme Court cases** that shaped the law.
- Learn what the case was about, what the decision was, and how it affected the country.
- Share your findings through a short presentation, poster, or creative project for your troop or family.





# Democracy for Seniors

Senior | Grades 9-10

**Purpose:** Learn more about how local, state, and national governments work so you can make informed choices as a future voter.

---

## Step 1: See How Democracy Works!

Attend a **local community meeting** where a vote on an important issue is taking place. Before attending:

- Research the topic being discussed and learn the different viewpoints.
- Find out if public comments are allowed—if so, prepare to speak or ask a question. If not, simply observe and note how decisions are made and how people express their opinions.

After the meeting:

- Discuss what you learned with your family and friends.
- Share how it felt to witness (or participate in) the democratic process in action.

## Step 2: Our State Leadership

Learn about the **three branches of state government**—executive, legislative, and judicial.

- Identify who holds each position in your state.
- Explore the specific role of each branch at the state level and how they balance power. Encourage girls to discover how their state government impacts their everyday lives.

## Step 3: What Happens in Washington, D.C.

The laws of our country are created by members of the **federal legislative branch**—the U.S. Congress.


- Walk through the steps a bill takes to become a law, from an idea to its approval by the President.
- Discuss how public opinion and advocacy influence lawmakers at the national level. Consider having girls choose a current issue and trace its progress through the legislative process.

## Step 4: Our Executive Leadership

With friends or troop members, create a **presentation for a younger Girl Scout group** explaining the three systems of government:

- Democracy
- Monarchy
- Oligarchy

Invite the younger Girl Scouts to share their thoughts on each system and discuss which they believe is the fairest or most effective—and why. This activity helps reinforce understanding through teaching and dialogue.



# Democracy for Ambassadors

Ambassador | Grades 11-12

**Purpose:** Learn more about how local, state, and national governments work so you can make informed choices as a future voter.

---

## Step 1: Explore Your Local Government

Find out where local government meetings are held in your community.

- Identify an issue that's currently being discussed or voted on.
- If possible, research the topic before attending the meeting so you understand different points of view.
- Imagine how you would vote if you could—and why.

**Troop Tip:** Many local meetings are recorded or streamed online if you can't attend in person.

## Step 2: Compare State and National Government

Research how your state government operates.

- Identify the three branches and what they do.
- Compare your state system to the federal government.
- Note similarities and differences—what's the same, and what's unique to your state?

**Girl Idea:** Create a visual chart or infographic to compare them side-by-side.

## Step 3: Take Action on a Legislative Issue

The legislative branch makes the laws through the **House of Representatives** and **Senate**.

- Find a current issue in the news that interests you.
- Learn more about how it's being debated in Congress.
- Write a letter or email to one of your federal representatives explaining your opinion and what action you'd like them to take.
- Follow up later to see how the issue was resolved.

**Troop Tip:** Check your representative's website for contact information and issue updates.

## Step 4: Learn About Lobbyists and the Executive Branch

The **President** leads the **Executive Branch** with support from the **Cabinet**, whose members are approved by the Senate.

- Research what lobbyists do and how they influence government decisions.
- If possible, interview a lobbyist, campaign worker, or policy advocate about their role in shaping legislation and elections.

**Girl Idea:** Debate the pros and cons of lobbying—is it good for democracy?

## Step 5: Experience the Judicial Branch

The **Judicial Branch** interprets the law through courts and judges, including the **Supreme Court**, the highest court in the nation.

- Research a court case that interests you.
- Recreate a mock trial to understand how arguments are presented and decisions are made.
- Discuss what fairness and justice mean to you.

**Troop Tip:** Local law schools or civic organizations often host youth mock trials or can provide guidance.





# How to Get Your Girl Scout Badge

When you finish the steps to earn a badge, it's time to celebrate your hard work by getting the badge for your uniform! There are two easy ways to get your badge:

## 1. Stop by the Girl Scout Shop

Visit the Girl Scout Shop at **2300 Ball Dr., St. Louis 63146**. You'll find badges, uniforms, fun Girl Scout gear, and more!

## 2. Shop Online

Go to [girlscoutsem.org](http://girlscoutsem.org) and click the **Shop** button at the top of the page. You'll see links to the Shop hours, location, and **email orders** (includes instructions for placing an online order through the GSEM Shop).

**Tip for Leaders and Families:** You can purchase badges individually, or leaders can place a troop order to celebrate all the Girl Scouts at once.



**Democracy for  
Juniors Badge**



**Democracy for  
Cadettes Badge**



**Democracy for  
Seniors Badge**



**Democracy for  
Ambassadors Badge**



# Emerson Resource Center

The Emerson Resource Center (ERC), located in the Girl Scout Service Center, is dedicated to supporting volunteers and leaders, offering a variety of resources from outdoor equipment to program essentials and everything in between. The ERC is a lending library with items available to borrow such as books, kits, equipment for ceremonies, songs on CD, badge activity kits, and programs-in-a-box.

For more information on the ERC or assistance with resources, contact Kathy Dabrowski, Senior Manager, Archives and Special Collections, at 314.592.2324 or [kdabrowski@girlscoutsem.org](mailto:kdabrowski@girlscoutsem.org).

## GSEM Shop and Build-A-Bear Workshop®

Make sure to stop by the Girl Scouts of Eastern Missouri Shop to get all the essentials, explore the latest in uniforms and apparel, and everything else Girl Scouts needs to express themselves!

And, located within the Shop, the new Build-A-Bear Workshop® is now open—providing a hands-on opportunity for the community to build plush companions while fostering creativity, confidence, and joy!

### Book Your Party Today!

Celebrate birthdays, team milestones, or any special occasion with us. Our expert staff will guide your group step-by-step through the bear-making process and ensure every guest leaves with smiles (and a new cuddly companion!).

### Shop & Play

Not hosting a party? No problem! The store is open for walk-in customers to purchase bears and accessories. Stop by anytime to bring a new furry friend home.

To learn more or reserve your party, visit [girlscoutsem.org/buildabear](http://girlscoutsem.org/buildabear).

### Shop and Build-A-Bear Workshop® Hours

Monday-Wednesday: 10 am-5 pm

Thursday-Saturday: 10 am-7 pm

Sunday: noon-5 pm

*\*Hours subject to change*

### Shop Location

2300 Ball Drive  
St. Louis, MO 63146





2300 Ball Drive | [girlscoutsem.org](http://girlscoutsem.org) | 314.592.2300

